

A man wearing a bright yellow safety vest over a brown long-sleeved shirt, blue jeans, and black work boots is operating a yellow Stanley pallet truck. He is leaning forward, gripping the yellow handle. The truck is carrying a stack of wooden pallets. In the background, there are more stacks of wooden pallets and large cardboard boxes. The setting appears to be a warehouse or a storage area with a corrugated metal wall.

**STANLEY®**

**PALLET  
TRUCKS,  
STACKERS &  
TABLE LIFTERS**  
ROW 2022 CATALOG

[www.STANLEYTRUCKS.com](http://www.STANLEYTRUCKS.com)







# INDEX



## 6 PALLET TRUCKS

SXWT-CPT-20  
SXWT-CPT-20W  
SXWT-CPT-25  
SXWT-CPT-25W  
SXWT-CPT-30  
SXWT-CPT-25XXS  
SXWT-CPT-25XL  
SXWT-CPT-25XXL



## 11 STACKER & LIFTER TRUCKS

SXWTI-CPT-SCALE1  
SXWTI-CPT-SCIS10  
SXWTI-CSTACK05  
SXWTI-CSTACK10  
SXWTI-CSTACK15  
SXWTI-CTABL-X150  
SXWTI-CTABL-X300  
SXWTI-CTABL-X500  
SXWTI-CTABL-XX350  
SXWTI-CTABL-XX800



# STANLEY PALLET TRUCK FEATURES

## Proportional lowering

Models with proportional lowering allow you to determine the lowering speed of the STANLEY® TRUCK with the hand lever. Pull the lowering handle just slightly to lower the load very slowly. Pull it all the way to lower the load more quickly. This way even very heavy loads can be placed on the ground in a smooth and controlled manner.

## Depth markings

Both commercial and industrial STANLEY® TRUCKS have markings stamped into the forks. This indicates the depth for picking up euro pallets widthwise without the forks sticking out or the rollers getting stuck between the pallet's crossbeams.

## Rollers

Just like the wheels, the rollers differ between Commercial and Industrial STANLEY® TRUCKS. Commercial models are equipped with nylon rollers. Industrial models feature PU rollers that offer more damping.

## Pressure valve

All STANLEY® TRUCKS are equipped with an overload pressure valve. As soon as the loaded weight is too high the pressure valve releases oil from the pump to prevent structural damage to the pump housing and pallet truck.

## Entry / Exit Rollers

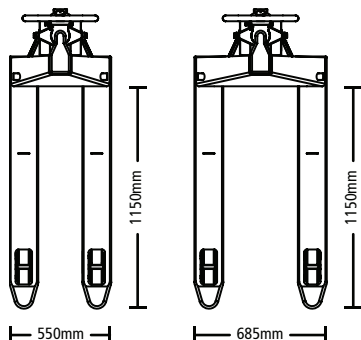
All Industrial STANLEY® TRUCKS have entry / exit rollers. The entry and exit rollers lift the forks slightly, allowing the tandem rollers to roll onto the pallet's floor slats with less effort.



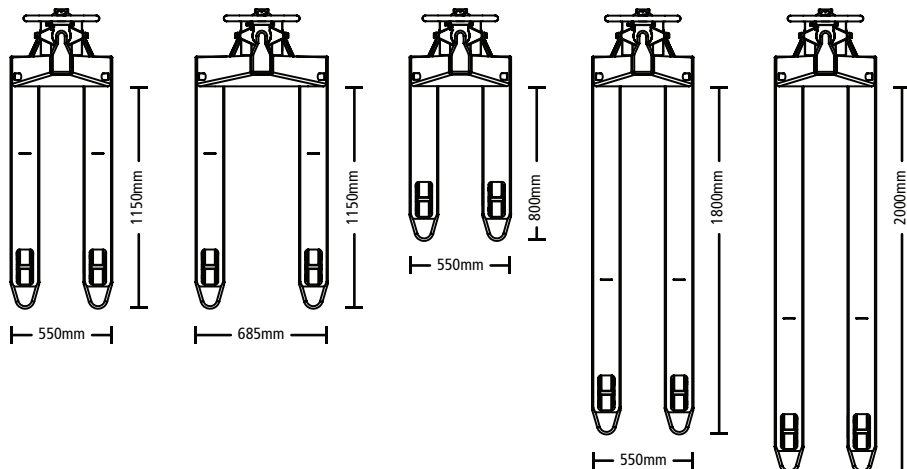


# AVAILABLE FORK SIZES

## Commercial Pallet Trucks




## Industrial Pallet Trucks




# STEERING WHEEL VARIATIONS

## Commercial



## Industrial



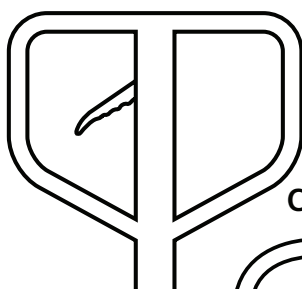
STANLEY® pallet trucks are available in two steering wheel options. The Commercial models have a PU wheel on a Nylon hub. The Industrials have a rubber wheel on an aluminium hub. Both have different advantages.

PU Wheels are harder and thinner. They have less friction on hard surfaces and deform less under heavy loads. This makes them ideally suited for working on a smooth hard surface like concrete. They also are less prone to mark the floor, but can be difficult to move over small obstacles.

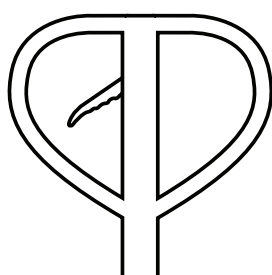
Rubber wheels on the other hand are softer and thicker. The rubber acts as a cushioning. This means they are more equipped to deal with irregularities in the floor surface. These wheels are therefore ideally suited to move over rough tiles or small doorsteps. On concrete floors they make less noise than PU wheels.

# HANDLE SHAPE VARIATIONS

## Industrial




## Commercial



## Handle Shapes

STANLEY® Commercial Pallet Trucks are equipped with a standard heart shaped steel handle. Industrial trucks have a slightly taller square shaped handle that has more room for your hands to grip vertically. This allows you to push heavy loads more easily.







# PALLET TRUCKS

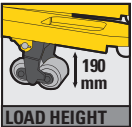
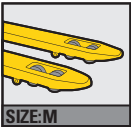
The STANLEY® Commercial Pallet Truck gets the job done. All the essential features are included: overflow valve, tandem rollers, and a three position pump lever. The STANLEY® yellow ensures high visibility. The metal frame is built to last. Available in different fork lengths with smart 80cm markings stamped in the forks.



# PALLET TRUCK - 2000KG STANDARD FORKS



- Handle: Steel, Heart Shaped
- Steering Wheel: PU, 160x50mm
- Rollers: Tandem, PU 70x60mm
- Pump Finish: Powder coat, BLACK
- Entry / Exit Rollers: No
- Proportional Lowering: No
- Quick Lift: No

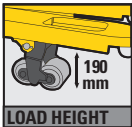
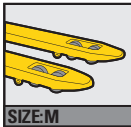


PRODUCT CODE	BARCODE	CAPACITY	DIMENSIONS	WHEELS
SXWT-CPT-20	8717496636454	2000 KG	1150MM x 550MM	160MM x 50MM Alluminium wheel

# PALLET TRUCK - 2000KG WIDE FORKS



- Handle: Steel, Heart Shaped
- Steering Wheel: PU, 160x50mm
- Rollers: Tandem, PU 70x60mm
- Pump Finish: Powder coat, BLACK
- Entry / Exit Rollers: No
- Proportional Lowering: No
- Quick Lift: No



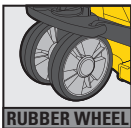
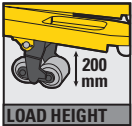
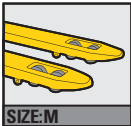
PRODUCT CODE	BARCODE	CAPACITY	DIMENSIONS	WHEELS
SXWT-CPT-20W	8717496636461	2000 KG	680MM x 1220MM	160MM x 50MM Alluminium wheel



# PALLET TRUCK - 2500KG STANDARD FORKS



- Handle: Steel Square shaped, Rubber Wrapped
- Steering Wheel: Rubber/Aluminium 200x50mm
- Rollers: Tandem, PU 80x70mm
- Pump Finish: Powder coat, BLACK
- Entry / Exit Rollers: Yes
- Proportional Lowering: Yes
- Quick Lift: No

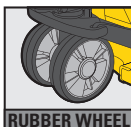
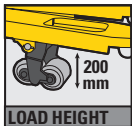
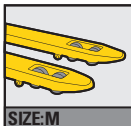


PRODUCT CODE	BARCODE	CAPACITY	DIMENSIONS	WHEELS
SXWT-CPT-25	8717496636478	2500 KG	1150MM x 550MM	200MM x 50MM Rubber/Alluminium wheel

# PALLET TRUCK - 2500KG WIDE FORKS



- Handle: Steel Square shaped, Rubber Wrapped
- Steering Wheel: Rubber/Aluminium 200x50mm
- Rollers: Tandem, PU 80x70mm
- Pump Finish: Powder coat, BLACK
- Entry / Exit Rollers: Yes
- Proportional Lowering: Yes
- Quick Lift: No



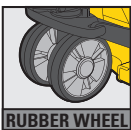
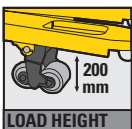
PRODUCT CODE	BARCODE	CAPACITY	DIMENSIONS	WHEELS
SXWT-CPT-25W	8717496636485	2500 KG	685MM x 1220MM	200MM x 50MM Rubber/Alluminium wheel



# PALLET TRUCK - 3000KG STANDARD FORKS



- Handle: Steel Square shaped, Rubber Wrapped
- Steering Wheel: PU, 160x50mm
- Rollers: Tandem, PU 80x70mm
- Pump Finish: Powder coat, BLACK
- Entry / Exit Rollers: Yes
- Proportional Lowering: No
- Quick Lift: No

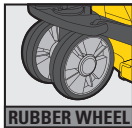


PRODUCT CODE	BARCODE	CAPACITY	DIMENSIONS	WHEELS
SXWT-CPT-30	8717496636492	3000 KG	1550MM x 550MM	160MM x 50MM Alluminium wheel

# PALLET TRUCK - 2500KG SHORT FORKS



- Handle: Steel Square shaped, Rubber Wrapped
- Steering Wheel: Rubber/Aluminium 200x50mm
- Rollers: Tandem, PU 80x70mm
- Pump Finish: Powder coat, BLACK
- Entry / Exit Rollers: Yes
- Proportional Lowering: Yes
- Quick Lift: No



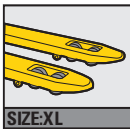
PRODUCT CODE	BARCODE	CAPACITY	DIMENSIONS	WHEELS
SXWT-CPT-25XXS	8717496636508	2500 KG	800MM x 550MM	200MM x 50MM Rubber/Alluminium wheel



# PALLET TRUCK - 1500KG LONG FORKS



- Handle: Steel Square shaped, Rubber Wrapped
- Steering Wheel: Rubber/Aluminium 200x50mm
- Rollers: Tandem, PU 80x70mm
- Pump Finish: Powder coat, BLACK
- Entry / Exit Rollers: Yes
- Proportional Lowering: Yes
- Quick Lift: No



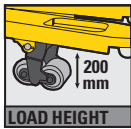
SIZE:XL



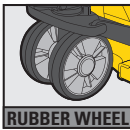
LOAD CAPACITY



SQUARE HANDLE



LOAD HEIGHT



RUBBER WHEEL

PRODUCT CODE	BARCODE	CAPACITY	DIMENSIONS	WHEELS
SXWT-CPT-25XL	8717496636546	1500 KG	1800MM x 550MM	200MM x 50MM Rubber/Alluminium wheel

# PALLET TRUCK - 1000KG EXTRA LONG FORKS



- Handle: Steel Square shaped, Rubber Wrapped
- Steering Wheel: Rubber/Aluminium 200x50mm
- Rollers: Tandem, PU 80x70mm
- Pump Finish: Powder coat, BLACK
- Entry / Exit Rollers: Yes
- Proportional Lowering: Yes
- Quick Lift: No



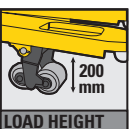
SIZE:XL



LOAD CAPACITY



SQUARE HANDLE



LOAD HEIGHT



RUBBER WHEEL

PRODUCT CODE	BARCODE	CAPACITY	DIMENSIONS	WHEELS
SXWT-CPT-25XXL	8717496636553	1000 KG	2000MM x 550MM	200MM x 50MM Rubber/Alluminium wheel





# STACKER & LIFTER TRUCKS

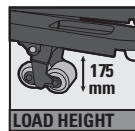
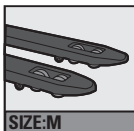
The STANLEY® Commercial Pallet Truck gets the job done. All the essential features are included: overflow valve, tandem rollers, and a three position pump lever. The STANLEY® yellow ensures high visibility. The metal frame is built to last. Available in different fork lengths with smart 80cm markings stamped in the forks.



# SCALE PALLET TRUCK - 2000KG STANDARD



- Handle: Steel Square shaped, Rubber Wrapped
- Steering Wheel: 160x50mm
- Rollers: Tandem, PU 70mm
- Pump Finish: Powder coat, BLACK
- Entry / Exit Rollers: Yes
- Proportional Lowering: Yes
- Quick Lift: No

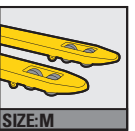


PRODUCT CODE	BARCODE	CAPACITY	DIMENSIONS	WHEELS
SXWTI-CPT-SCALE1	8717496636591	2000 KG	1150MM x 540MM	160MM x 50MM

# SCISSOR PALLET - 1120X550M FORKS



- Handle: Steel Square shaped, Rubber Wrapped
- Steering Wheel: 180x50mm
- Rollers: Single, 74x50mm
- Pump Finish: Powder coat, BLACK
- Entry / Exit Rollers: Yes
- Proportional Lowering: Yes
- Quick Lift: No



PRODUCT CODE	BARCODE	CAPACITY	DIMENSIONS	WHEELS
SXWTI-CPT-SCIS10	8717496636607	1000 KG	1220MM x 550MM	180MM x 50MM



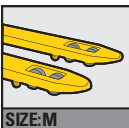
# MANUAL STACKER - 1600MM HEIGHT



- Handle: Steel Square shaped, Rubber Wrapped
- Steering Wheel: Casters, offset for stability
- Rollers: Tandem
- Pump Finish: Powder coat, BLACK
- Entry / Exit Rollers: Yes
- Proportional Lowering: Yes
- Quick Lift: Foot pedal



FORK HEIGHT



SIZE: M



SQUARE HANDLE



LOAD CAPACITY

CSTACK05



LOAD CAPACITY

CSTACK10

PRODUCT CODE	BARCODE	CAPACITY	DIMENSIONS	WHEELS
SXWTI-CSTACK05	8717496636614	500 KG	1150MM x 550MM	Casters, offset for stability
SXWTI-CSTACK10	8717496636621	1000 KG	1150MM x 550MM	Casters, offset for stability

# MANUAL STACKER - 1600MM HEIGHT



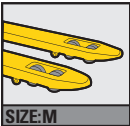
- Handle: Steel Square shaped, Rubber Wrapped
- Steering Wheel: Casters, offset for stability
- Rollers: Tandem
- Pump Finish: Powder coat, BLACK
- Entry / Exit Rollers: Yes
- Proportional Lowering: Yes
- Quick Lift: Foot pedal



FORK HEIGHT



LOAD CAPACITY



SIZE: M



SQUARE HANDLE

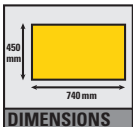
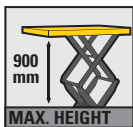
PRODUCT CODE	BARCODE	CAPACITY	DIMENSIONS	WHEELS
SXWTI-CSTACK15	8717496636638	1500 KG	1060MM x 200-950MM	Casters, offset for stability



# TABLE LIFTER - 900MM HEIGHT



- Handle: Steel
- Steering Wheel: Casters, 100mm
- Rollers: No
- Pump Finish: Powder coat, BLACK
- Entry / Exit Rollers: No
- Proportional Lowering: Yes
- Quick Lift: Foot pedal

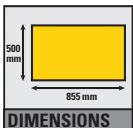
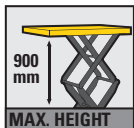


PRODUCT CODE	BARCODE	CAPACITY	DIMENSIONS	WHEELS
SXWTI-CTABL-X150	8717496636645	150 KG	740MM x 450MM	100MM Casters

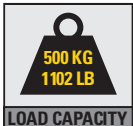
# TABLE LIFTER - 900MM HEIGHT



- Handle: Steel
- Steering Wheel: Casters, 127mm
- Rollers: No
- Pump Finish: Powder coat, BLACK
- Entry / Exit Rollers:
- Proportional Lowering: Yes
- Quick Lift: Foot pedal



X300



X500


PRODUCT CODE	BARCODE	CAPACITY	DIMENSIONS	WHEELS
SXWTI-CTABL-X300	8717496636652	300 KG	855MM x 500MM	127MM Casters
SXWTI-CTABL-X500	8717496636669	500 KG	855MM x 500MM	127MM Casters



# TABLE LIFTER - 1300MM HEIGHT



- Handle: Steel
- Steering Wheel: Casters, 127mm
- Rollers: No
- Pump Finish: Powder coat, BLACK
- Entry / Exit Rollers: No
- Proportional Lowering: Yes
- Quick Lift: Foot pedal

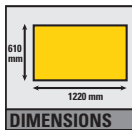
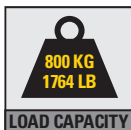


PRODUCT CODE	BARCODE	CAPACITY	DIMENSIONS	WHEELS
SXWTI-CTABL-XX350	8717496636676	350 KG	910MM x 500MM	127MM Casters

# TABLE LIFTER - 1500MM HEIGHT



- Handle: Steel
- Steering Wheel: Casters, 150mm
- Rollers: No
- Pump Finish: Powder coat, BLACK
- Entry / Exit Rollers: No
- Proportional Lowering: Yes
- Quick Lift: Foot pedal



PRODUCT CODE	BARCODE	CAPACITY	DIMENSIONS	WHEELS
SXWTI-CTABL-XX800	8717496636683	800 KG	1220MM x 610MM	150MM Casters

# STANLEY®

Manufactured under license by  
SAM-Works HK Ltd  
11/F, Unit B, Winbase Centre  
208 Queen's Road Central  
Sheung Wan, Hong Kong  
Email: [sales@stanleytrucks.com](mailto:sales@stanleytrucks.com)

Stanley® is a registered trademark of The Stanley Works or its affiliates and is used under license.

All rights reserved. Neither this catalogue, nor its text, illustration, drawings or part thereof, may be reproduced, stored in a retrieval system, photocopied, recorded or transmitted in any form, whether electronic or otherwise, without Stanley's consent. To the best of Stanley's knowledge, all descriptions and illustrations contained in this catalogue are correct at the time of going to print.



**STANLEYTRUCKS**



[www.STANLEYTRUCKS.com](http://www.STANLEYTRUCKS.com)