

**StanleyBlack&Decker**

**OUTDOOR**

# OUTDOOR CATALOG - 2023



**Cub Cadet**

**ROVER**

**WOLF Garten**

**BLACK+DECKER**

**STANLEY**

**DEWALT**



**StanleyBlack&Decker**

**OUTDOOR**

## For Those Who Love To Lawn

Unveiling Our Wide Range Of **OUTDOOR**  
& Gardening Products!



**Cub Cadet**

**ROVER**

**WOLF**  **Garten**

**Cub Cadet**



**BUILT IN AMERICA SINCE 1961**

**OUTDOOR**



**LAWN MOWER**



**ZERO TURN MOWER**



**RIDE ON MOWER**



**GARDEN TOOLS**



**MINI RIDER**

## XT ENDURO SERIES



### CC 1023



Displacement: 725cc Kohler  
Power Output: 23hp  
Deck Size: 42 inch

### LX 46



Displacement: 725cc Kohler  
Power Output: 22hp  
Deck Size: 46 inch

### LX 42



Displacement: 725cc Kohler  
Power Output: 20hp  
Deck Size: 42 inch

### RZT 46



Displacement: 725cc Kohler  
Power Output: 23hp  
Deck Size: 46 inch

### CC30E



Battery/Drive:  
Lithium-ion Brushless Motor  
Power Output:  
56V Max/1500Wh/30Ah  
Deck Size: 30 inch

### WST



**FMTTI TESTED**

Displacement: 173cc Kohler  
Power Output: 4.2hp  
Cut Width: 22 inch

## THE MOST COMPREHENSIVE RANGE OF ACCESSORIES FOR XT LAWN TRACTORS



**DOZER**



**SNOW THROWER**



**BAGGER**



**LEAF COLLECTOR**



**TROLLEY / CART**

LANDSCAPE | AGRICULTURE | HORTICULTURE | PLANTATION | FORESTRY | GARDENING | CLEANING





## OUTDOOR

### LAWN MOWERS

#### MINI RIDE Hydro 382/30 ON MOWER



Displacement: 382cc  
Power Output: 10.8hp  
Deck Size: 30 inch

#### DURACUT 820 Push Mower



Displacement: 159cc  
Power Output: 4.1hp  
Deck Size: 18 inch

#### DURACUT 850SP Self Propelled



Displacement: 159cc  
Power Output: 4.1hp  
Deck Size: 18 inch

#### PROCUT 720 Push Mower



Displacement: 173cc Kohler Engine  
Power Output: 4.2hp  
Deck Size: 19 inch alloy

#### PROCUT 950SP Self Propelled



Displacement: 196cc  
Power Output: 4.5hp  
Deck Size: 21 inch alloy

#### CUB CADET 21 INC Push Mower



Displacement: 159cc  
Power Output: 4.1hp  
Deck Size: 18 inch  
Engine: Briggs & Stratton 140cc  
Professional Grade




DECK WASH



MULCHING  
OPTION



SELF PROPELLED



BLADE BRAKE  
CLUTCH

## GASOLINE TILLER/WEEDER

### RT 65

FMTTI TESTED



Displacement: 208cc  
Power Output: 7hp Kohler  
Working Width: 457mm

### FT 750

FMTTI TESTED



Displacement: 270cc  
Power Output: 5.5kw  
Working Width: 1050mm

### FT 550


FMTTI TESTED



Displacement: 212cc  
Power Output: 4.0kw  
Working Width: 950mm

### FT 550B

FMTTI TESTED



Displacement: 208cc  
Power Output: 4.0kw  
Working Width: 950mm



## CHAIN SAWS

### RCS 40



Displacement: 39.6cc  
Power: 2.0hp  
Bar Size: 16"/18"  
Wt.: 4.3kg

### RCS 46



Displacement: 45.6cc  
Power Output: 2.4hp  
Bar Size 18"/20"  
Wt.: 4.9kg

### RCS 55



Displacement: 54cc  
Power: 3.0hp  
Bar Size: 18"/20"/22"  
Wt.: 5.1kg

### RCS 65



Displacement: 58cc  
Power: 3.3hp  
Bar Size: 24"  
Wt.: 5.1kg





## OUTDOOR

### BRUSH CUTTER - DESIGNED IN AUSTRALIA

#### RS 933

FMTTI TESTED



Displacement: 25.6cc  
Maximum output(kw/min):  
0.7/7000  
Dry weight: 6.3kg

#### RS 943

FMTTI TESTED



Displacement: 42.7cc  
Power Output: 1.25kw  
Weight: 8.0kg

#### RS 436

FMTTI TESTED



Displacement: 35.8cc  
Power Output: 0.9kw  
Weight: 8.0kg

#### RB 933



Displacement: 32.6cc  
Power Output: 0.9kw  
Weight: 8.2kg

#### RB 943

FMTTI TESTED



Displacement: 42.7cc  
Power Output: 1.25kw  
Weight: 8.2kg

#### RB 436

FMTTI TESTED



Displacement: 35.8cc  
Power Output: 0.9kw  
Weight: 8.0kg

#### RS 943 PRO

FMTTI TESTED



Displacement: 42.7cc  
Power Output: 1.25kw  
Weight: 7.5kg

#### R 943



Displacement: 42.7cc  
Power Output: 1.27kw  
Weight: 7.9kg

#### CC 943



Displacement: 42.7cc  
Power Output: 1.27kw  
Weight: 7.9kg



### OUTDOOR POWER TOOLS

#### A 340 E



Power Output: 1400w  
Deck Size: 34cm  
Gras Catcher: 35ltr

#### A 370 E



Power Output: 1600w  
Deck Size: 37cm  
Gras Catcher: 40ltr

#### A 400 E




Power Output: 1800w  
Deck Size: 40cm  
Gras Catcher: 45ltr

#### LYCOS E/420 H



Power Output: 230v/420w  
Blade Length: 45cm  
Weight: 2.6kg

#### HSE 45 V



Power Output: 230v/600w  
Blade Length: 45cm  
Weight: 3.8kg

#### HSE 55 V



Power Output: 230v/650w  
Blade Length: 55cm  
Weight: 4.0kg

#### HSE 65 V



Power Output: 230v/700w  
Blade Length: 65cm  
Weight: 4.2kg

#### GRASS SHEAR FINESSE 30 B



Power Output: 3.6v/1.5Ah  
Cut Width: 150mm  
Runtime: 40-50/min

#### ELECTRIC SHREDDER



#### SDE 2800 EVO

Power Output:  
230v/2000w, 2850/min  
Diameter max.: 45mm  
Weight: 24kg

#### BLOWER/VACUUM SHREDDER

#### LBV 2600 E



230v, 2600w, RPM 14000/min,  
Weight: 3.5kg

#### BLOWER/VACUUM SHREDDER

#### R2BV




27cc, 2 Stroke,  
Airflow Vel 241km/h

#### SNOW THROWER



357cc, Cutting Width: 30inch,  
Auger Size: 12inch


















## e-multi-star™ - the new, versatile battery system

### ONE HANDLE, ENDLESS POSSIBILITIES

Five electric attachments are available with one battery stick multi-star® electrification.



### E-multi-star NEW

BATTERY STICK	HANDLE	WALL CHARGER	LINE TRIMMER
 <p>Battery: 18V, 2.5Ah/45wh Charging: Time 60 min Weight: 1.0kg</p>	 <p>The handle can be turned and tilted and can also be adjusted in position</p>  <p>Fastening: Toolless Weight: 0.3kg</p>	  <p>Charging Current: 2.5Amp Charging Time: 60min Weight: 0.3kg</p>	  <p>Cutting Width: 25cm Nylon Line: 1.4mm single line Weight: 1.1kg</p>
GRASS SHEAR	HEDGE TRIMMER	POLE SAW	TELESCOPIC LOPPER
  <p>Cutting Width: 100mm Working Head For Edging: 90° to left and right pivotable Weight: 1.5kg</p>	  <p>Cutting Length: 40cm Cutting Width: 16mm, dual action blades Weight: 2.1kg</p>	  <p>Bar &amp; Chain: 20cm 18"/3/8" chain Oil Tank: 60ml/auto oiling Weight: 2.1kg</p>	  <p>Cutting: 32mm Cutting Head: 225° pivotable Weight: 1.8kg</p>

### e-multi-star™ BRUSH / ATTACHMENT JOINT / ATTACHMENT EDGER



BR 16 EM BRUSH



ED 16 EM EDGE CUTTER



JB 11 EM JOINT BRUSH

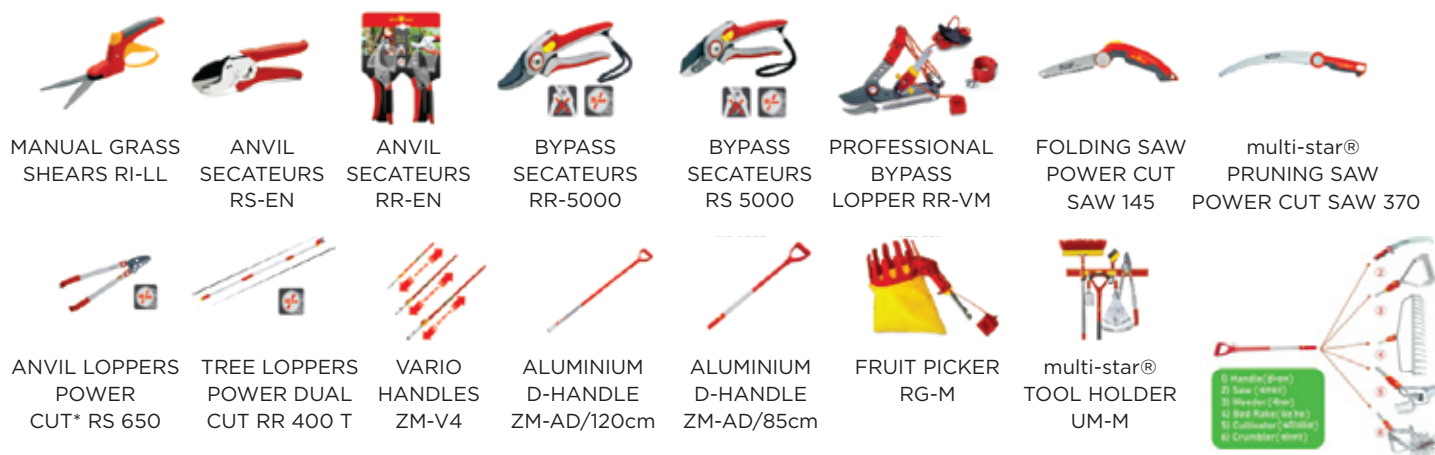




## HAND TOOLS - FOR SOIL WORKING



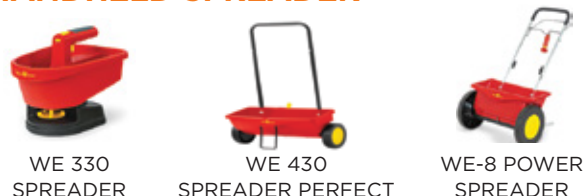
## HAND TOOLS - FOR TREE CARE



## HAND TOOLS - FOR LAWN CARE



## HANDHELD SPREADER



## ACCESSORIES



**Cub Cadet®**

**60 VOLT MAX**

**NEW**

## THE TOTAL LAWN CARE PACKAGE POWERED BY LITHIUM ION.

- Swappable battery system compatible with the full suite of Cub Cadet® 60 Volt Max lithium-ion powered electric products
- A larger 5.0Ah battery available for the walk-behind and a 2.5Ah battery available for all other handheld products
- Products available to be purchased with or without batteries
- High-efficiency brushless motor optimizes performance, delivers a longer run time, increases power and extends tool longevity

- Easy and reliable push-to-start button-no more pulling cords
- Significantly quieter than comparable gas equipment
- Zero emissions from equipment's power source
- Each piece includes convenient hooks for easy wall storage



### CC30 E Mini Rider

- Power: 56Volt Max, 1500Watt, 30Ah, Key Start, 30" stamped deck, PTO: Electric, Cutting Height: 1.5"-4",
- Features: high-back seat, soft-touch steering, front bumper, a USB charging port, LED lights and cruise control.
- Direct-drive 30-inch stamped deck powered by one brushless motor per blade allows for optimal airflow and efficiency, side-discharge, bagging and mulching.



### 60 Volt Max Signature Cut™ Cordless Push Walk-Behind Mower

- Easy-to-start 5.0Ah lithium-ion battery provides up to 50-minute or 0.5-acre run time with no power fade.
- 3-in-1 capability: side discharge, bagging, and mulching, premium cut quality.
- Premium ball bearings on all four wheels and rubber hand grips provide a smooth ride.
- Durable 21-inch steel deck, minimal-flex steel handles and high rubber rear wheels are built to handle uneven terrain,



### 60 Volt Max Cordless String Trimmer

- 2.5Ah lithium-ion battery runs up to 45 minutes on a single charge.
- Two-speed trigger-kick it up for thick weeds or turn it down to extend run time.
- 15" cutting diameter with easily replaceable trimmer line and charge
- Lightweight design- Wt. 4.8 kg with battery.



### 60 Volt Max Cordless Hedge Trimmer

- 2.5Ah lithium-ion battery runs up to 80 minutes on a single charge,
- 24-inch dual-action laser cut steel blades with 3/4-inch cutting capacity.
- Power saw tip cuts up to 1.5-inch thick branches.
- Full-bale handle maximizes maneuverability and reduces vibration.
- Lightweight design- Wt. 4.6 kg with battery.



### 60 Volt Max Cordless Leaf Blower

- 2.5Ah lithium-ion battery runs up to 90 minutes on low power mode and 11 minutes on high power on a single charge.
- Variable speed enhances power and extends run time while the cruise control lever maintains consistent speed during use.
- Axial fan delivery up to 600 cfm or 110 mph of power.
- Lightweight design- Wt. 3.9 kg with battery.



### 60 Volt Max Cordless Chainsaw

- 2.5Ah lithium-ion battery allows up to 140 cuts of 4-by 4-inch pressure-treated pine per charge (up to 80 minutes)
- Low kickback 16-in. bar and chain engineered to improve control and stability
- Auto-oiling improves performance and minimizes maintenance
- Toolless chain tensioning makes adjustments quick and easy
- Bubble level allows for precise and level cutting
- Lightweight design- Wt. 5.6 kg with battery

**2.5Ah, 60V**



**5.0Ah, 60V**



**Max Battery Charger**



LANDSCAPE | AGRICULTURE | HORTICULTURE | PLANTATION | FORESTRY | GARDENING | CLEANING



## PRESSURE WASHERS

### BEPW1600

1600 PSI 110 Bar Pressure Washer



#### Specifications:

Motor Type	Universal
Max Pressure	110 bar
Max Flow Rate	396 l/h
Power Consumption	1600W
Pump Material	Aluminum



396



110 bar



1600 W

Usage: Cleaning of vehicles, machines, boats, masonry

### BEPW1750

1740 PSI 120 Bar Pressure Washer



#### Specifications:

Motor Type	Universal
Max Pressure	120 bar
Max Flow Rate	408 l/h
Power Consumption	1500 W
Pump Material	Aluminum



408 l/h



120 bar



1500 W

Usage: • Washes your car clean, Cleans the tiles in the garden paths and driveways, removes dirt that sticks to garage shutters, Suitable for washing your home windows and Floorings.

### BEPW1800T

1810 PSI 125 Bar Pressure Washer



#### Specifications:

Motor Type	Universal
Max Pressure	125 bar
Max Flow Rate	408 l/h
Power Consumption	1700W
Pump Material	Aluminum



408 l/h



125 bar



1700 W

### BEPW2200

2175 PSI 150 Bar Pressure Washer



#### Specifications:

Motor Type	Universal
Max Pressure	150 bar
Max Flow Rate	450 l/h
Power Consumption	2000W
Pump Material	Aluminum



450 l/h



150 bar



2000 W

Usage: Cleaning of vehicles, machines, boats, masonry

## BEPW1600H

1600 PSI 110 Bar Hor. Pressure Washer



### Specifications:

Motor Type	Universal
Max Pressure	110 bar
Max Flow Rate	396 l/h
Power Consumption	1300W
Pump Material	Aluminum



### INCLUDES



Pressure Washer  
BEPW1600H



Hose



Detachable Spray Gun With  
Safety Lock



Cable Strap



Cleaning Pin



Detergent  
Bottle



Filter



Garden  
Connector



Turbo & Fan to  
Pencil Nozzle





## PRESSURE WASHERS

### BEPWB1740

120 Bar Pressure Washer



**NEW LAUNCH**

#### Specifications:

Motor Type	Brushless Induction
Power Rating	1500W
Working Pressure	80 Bar
Max Pressure	120 Bar
Working Pressure	1160 PSI
Max Pressure	1740 PSI
Max Flow Rate	5.3 l/min
Pump Material	Aluminium

### BEPWB2400

165 Bar Pressure Washer



**NEW LAUNCH**

#### Specifications:

Motor Type	Brushless Induction
Power Rating	2100W
Working Pressure	110 Bar
Max Pressure	165 Bar
Working Pressure	1595 PSI
Max Pressure	2393 PSI
Max Flow Rate	6.7 l/min
Pump Material	Aluminium

## CHAINSAW

### BECS2245

18" Chainsaw



**NEW LAUNCH**

#### Specifications:

Voltage:	220-240V
Bar length:	45cm
Max bar length:	511mm
Saw chain speed (No Load)	14.5m/s
Max cutting length	407mm
Oil capacity	170ml
weight (without saw chain, guide bar, oil)	4.3kg



## LAWN MOWERS

### BEMW451BH

Rotary Lawn Mower 32cm



#### Specifications:

Voltage: 240V  
Power: 1200W  
Type: Rotary  
Dimension: 63.7x35.6x4.5cm  
Weight: 9.35kg

### BEMW461BH

Rotary Lawn Mower 34cm



#### Specifications:

Voltage: 240V  
Power: 1400W  
Type: Rotary  
Dimension: 75.2x38.2x41.4cm  
Weight: 13.5kg

### BEMW471BH

Rotary Lawn Mower 38cm



#### Specifications:

Voltage: 240V  
Power: 1600W  
Type: Rotary  
Dimension: 77.2 x 43 x 42.3cm  
Weight: 14.7kg

### BEMWH551

Hover Mower



#### Specifications:

Power: 1200W  
Weight: 2Kg

#### Special Features:

- 1200W motor Quiet and efficient enough power to get the job done.
- Compact 30cm deck Ideal for smaller gardens easy to use and maneuver.
- Lightweight construction Use on all terrains Ideal for hills, uneven surfaces.
- Two stage start Safety feature avoid accidental start up.
- Folding, Steel handle robust and durable allows for regular folding and hanging.
- Plastic cutting blades Interchangeable removes need for sharpening.



## LAWN & GARDEN

### GL350L

#### 350W Grass String Trimmer

Powerful 350 W motor and 25 cm cutting swath for efficient trimming of small gardens



350 W

#### Specifications:

Power	350W
Cutting Speed:	12000rpm
Cutting Width:	23cm
Weight:	1.6kg

#### Special Features:

- Equipped with an easy-to-adjust handle.
- Proven Black+Decker bump feed mechanism for easy line feed
- Secondary handle for increased balance and comfort
- Simple cable management

### STC1820EPCF

#### 18V Easy Feed String Trimmer



18 V

#### Specifications:

Voltage:	18V
Battery Capacity:	2.0Ah

#### Special Features:

- Equipped with an easy-to-adjust handle.
- 2 speeds 5500/7400 rpm turbo for tougher, eco for lighter tasks delivers longer run time.
- Soft Grip for Greater Comfort & Control.
- Wheeled Edger -ideal for edging pathways or around flower beds.
- Simple flip to edge mechanism.
- Power command: easy feed button control your line with the push of a button.

### GTC18502PCF

#### 18V Power Cut Hedge Trimmer



18 V

#### Specifications:

Voltage:	18V
Battery Capacity:	2.0Ah
Blade Length:	50cm

#### Special Features:

- Soft Grip for Greater Comfort & Control
- 18MM Blade Gap to Quickly Cut Branches
- Cycling action allows repeated impacts of the blades on the branch.
- Gear train/blade cycles forward and back
- Two handed actuations for Safety
- POWER COMMAND: get through a jam at the push of a button, solves user frustrations.



## BCPC20D1

18V 2.0Ah Pressurized Sprayer



### Specifications:

Voltage: 18V  
Battery: 2.0Ah



### Special Features:

- Different pressure levels for heavy debris removal or extended runtime.
- Ergonomic design to use on the go with ability to deliver pressurized water from any source.
- Interchangeable wand the right length for the right task, Standard Wand: 57cm
- Built in nozzle: from pencil jet to fan spray pattern.
- Up to 350 PSI (24 bar) providing optimal cleaning power.
- Truly cordless option –possibility to draw from any fresh water source (bucket, swimming pool, lake, river,...).

## BLOWER

## GWC1820PCF

18V Power Command Boost Blower

### Specifications:

Voltage: 18V  
Battery Capacity: 2.0Ah  
Blade Length: 50cm  
Weight: 1.6kg

### Special Features:

- POWERCOMMAND: boost more miles per hour at the push of a button for clearing stubborn leaves / debris.
- Simple to assemble & removable blower chute can be stored in 2 parts.
- POWERCOMMAND delivers higher speed at 209 Km/h, normal mode operates at 80% (169 Km/h)
- Soft Grip for Greater Comfort & Control.
- 98 Cubicfeet per minute

## BCSS20D1

18V 2.0Ah Shear Shrubber



### Specifications:

Voltage: 18V  
Battery: 2.0Ah



### Special Features:

- Dual Action blade for detailed trimming around shrubs
- Trimming of grasses, edges and detailed areas.
- Easily switch between shears and trimmers.
- Ergonomic design for comfort during prolonged detail usage.





## CM100

City Mower Wagon Accessory



### Specifications:

Voltage: 18V

Battery: 2.0Ah

Standard Wand: 57cm



### Special Features:

- 3 in 1 string trimmer deck.
- Also compatible with cordless units STC1815 & STC1820D.



## BL2018

2.0Ah 18V Batter Li-ion Battery



### Specifications:

Voltage: 18V

Battery: 2.0Ah

Battery Type: Lithium Ion

### Special Features:

- Suitable for use with all Black & Decker
- 18V Li-Ion Power & Garden tools



## TRIMMER



### DCM571N

54V Flexvolt Grass Trimmer & Brushcutter Bare



#### Specifications:

- Everything from simple grass trimming to heavy duty clearing work. Fast Cutting 38 cm cutting swath for fast job completion over large areas.
- Includes Brush cutter Adapter kit & Brush Knife
- High efficiency brushless motor with metal motor housing longer runtime, longer life, more durability and efficiency.
- Supplied with 2.0mm twisted line for fast, efficient cutting.
- Hi / Low Speed Control with variable speed  
Low = 0-5,100, High = 0-5,600
- No load run time with line 54 mins (Low speed), 44 mins (High speed) Using 54V, 3Ah battery.
- Enclosed & durable Xenoy™ battery housing.
- Total assembled length 1.8m
- Shoulder strap included.

**NOTE:** Supplied as a bare unit (Battery & Charger not included).





## BLOWER

### DWB6800

800W Variable Speed Blower



#### Specifications:

Power: 800W  
 Speed: 0-16000rpm  
 Air volume capacity: 4.5m<sup>3</sup>/min  
 suction capacity: 2.5m<sup>3</sup>/min

#### Features:

- Can be used as a vacuum as well with a suction capacity of 2.5 m<sup>3</sup>/min by fixing the nozzle at the suction port and the use of the dust bag (G) provided.
- 5 Step Variable speed control



The textile mill blows dust



The construction site blows dust



The woodwork mill blows dust



Suction effect



Dust blowing for workshop



Clean ventilation grille

## CHAINSAWS

### DCM565N

18V Compact Chainsaw



#### Features:

- 30 cm oregon bar and chain
- High efficiency brushless motor delivers up to (70) 4x4" cuts per charge (18V, 5Ah)
- Automatic oiling reduces maintenance
- Tool free bar fitment & chain tensioning fast chain adjustments
- Variable speed trigger no pull starting and improved control during cutting
- Chain speed 7.68 M/s
- Extra grip and comfort in prolonged use

**Note:** Battery and charger not included





## STANLEY BLACK & DECKER INDIA PRIVATE LIMITED

28 Akemps, 3rd Main, 1st Cross, Ashwini Layout,  
Koramangala, Intermediate Ring Road, Bangalore - 560 047

✉ [sbd-customercommunications@sbdinc.com](mailto:sbd-customercommunications@sbdinc.com)

Customer Support # 1800 203 0644. 📞 +91 9606055835

**Cub Cadet**

**ROVER**

WOLF  Garten®

**BLACK+DECKER**

**DEWALT**

**STANLEY**